


ADVANCED MONITORING SYSTEM



What is Water-use Monitoring?

Water-use monitoring provides feedback data about how your greywater/rainwater system is performing. Water-use monitoring equipment (water meters, tank sensors, pressure sensors & advanced controller) comes standard on all our "Basic" & "Smart" systems and provides the following information:

- Total gallons your greywater/rainwater system has saved since installed.
- Total gallons of backup water used since the system was installed.
- Current flow rate (gallon per minute) of the system when running.
- Current tank levels as percentage full.

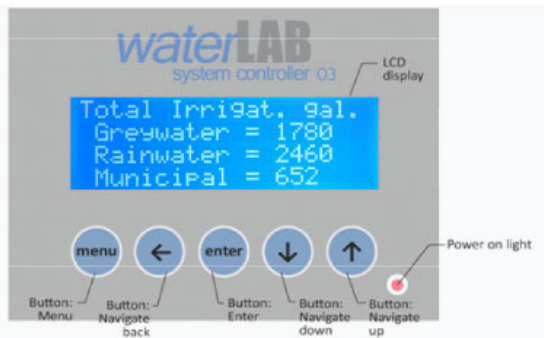
What does the Water Systems controller do?

The system controller provides complete automation, alarms and system control. Features include:

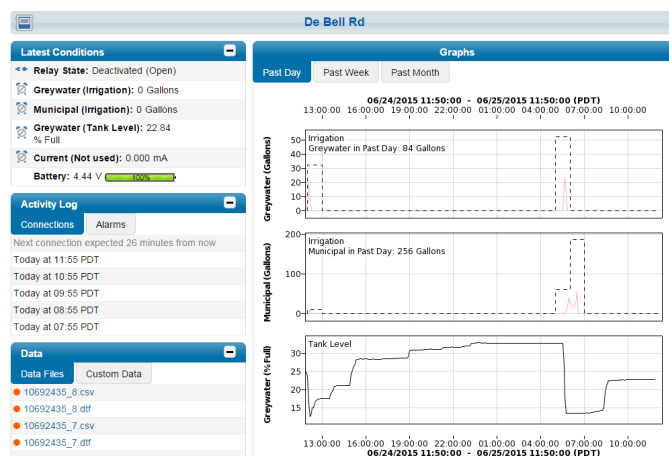
- Scheduling the filtration system cleaning with pump run time and in the event of low pressure
- Automatically pumps overflow water out of tank if no gravity overflow is present.
- Allows the greywater/rainwater system to be bypassed during maintenance or repair.
- Turning on backup water if greywater/rainwater pumps fail, low pressure alarms turn on, or if the tank level sensor wiring is faulty.
- Turning off pumps if no water flow is detected to prevent damage to pumps.

What's included?

The Advanced system includes a water meter which records total greywater / rainwater usage and total backup domestic water usage from the time the system is installed. The usage can be read out on the LCD screen of our Water Systems Controller. Below is a picture of the readout.



Additionally, the Advanced system adds a tank level sensor and an internet connected data logger. Tank level and water meter data is uploaded to an online dashboard where current and historical usage can be viewed. In addition, certain alarms can be programmed into the dashboard so that when the water usage is outside of the normal range (constant leak, pipe break, ect), email alarms are sent out to the relevant people. Below is a picture of a client dashboard.



To view a dashboard visit <https://www.hobolink.com/p/5210597156487e0a3ec88d705c2c8dd4>